

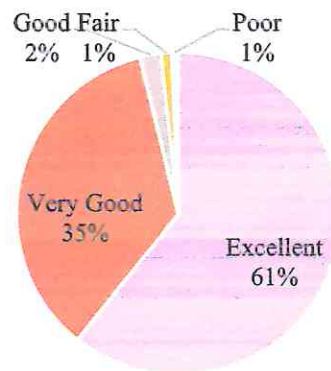
STUDENTS FEEDBACK ANALYSIS (2023 – 24)

The Stakeholders feedback has been obtained from the students based on the curriculum and its transactions. For this purpose, a form has been created and circulated to the students. In order to arrive to comprehensive results, statistical tools were used. For the effective presentation of data, the analysis table along with the chart for each question is included herewith. To ensure thorough feedback analysis, the minimum threshold is set within the range of "Very Good", with a value established at 2.75 on a scale of 3 points.

Students Feedback Link: <https://ckcet.kredvoiceout.in/?id=10000000>

Q1. Faculties cover the syllabus with clear explanations on all topics, which helps improve student performance.

Excellent	Very Good	Good	Fair	Poor
61	35	2	1	1



■ Excellent ■ Very Good ■ Good ■ Fair ■ Poor

Q2. Faculties clarify students doubts and take remedial measures for slow learners.

Excellent	Very Good	Good	Fair	Poor
66	30	3	1	0

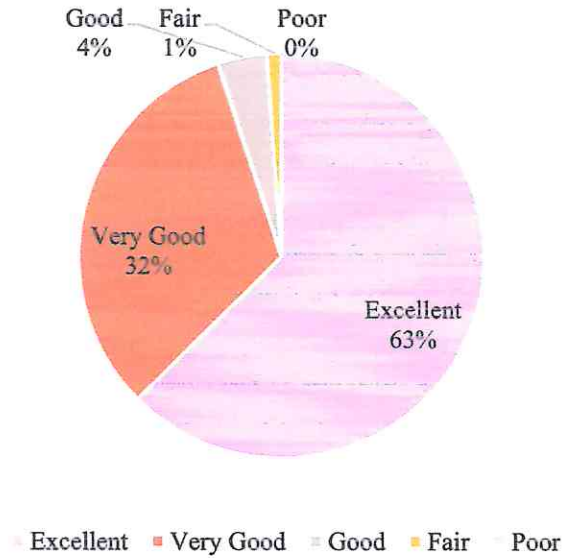


■ Excellent ■ Very Good ■ Good ■ Fair ■ Poor



Q3. Faculties regularly organize and facilitate students to participate in guest lectures, seminars, workshops, internships, field visits, and industry projects

Excellent	Very Good	Good	Fair	Poor
63	32	4	1	0



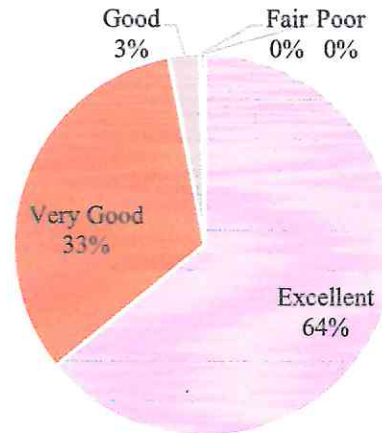
Q4. Faculties consistently mentor students to enhance academic performance and encourage their participation in both co-curricular and extra-curricular activities.

Excellent	Very Good	Good	Fair	Poor
63	35	2	0	0



Q5. Laboratory experiments enable experiential learning to understand concepts.

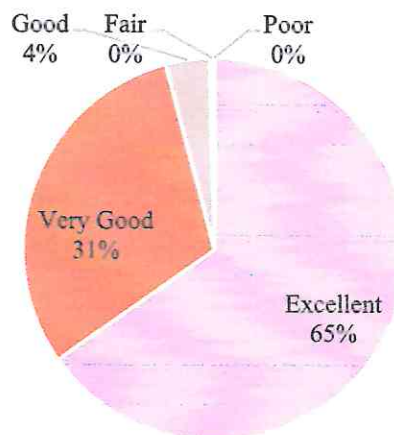
Excellent	Very Good	Good	Fair	Poor
64	33	3	0	0



Excellent Very Good Good Fair Poor

Q6. Internal tests and end-semester examinations are periodically held to ensure continuous evaluation of students, followed by appropriate actions based on the evaluation.

Excellent	Very Good	Good	Fair	Poor
65	31	4	1	0

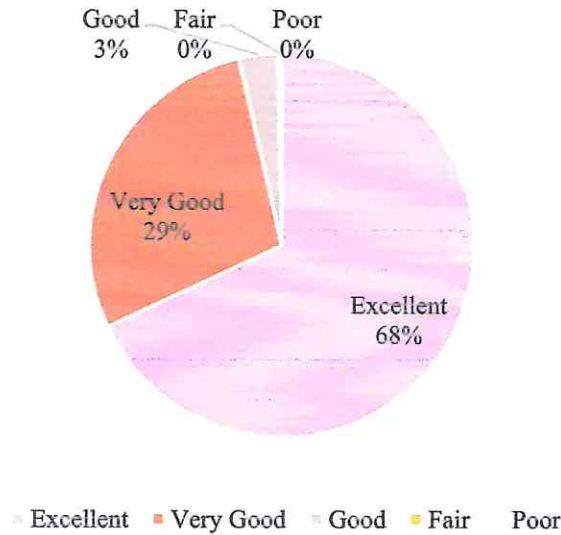


Excellent Very Good Good Fair Poor



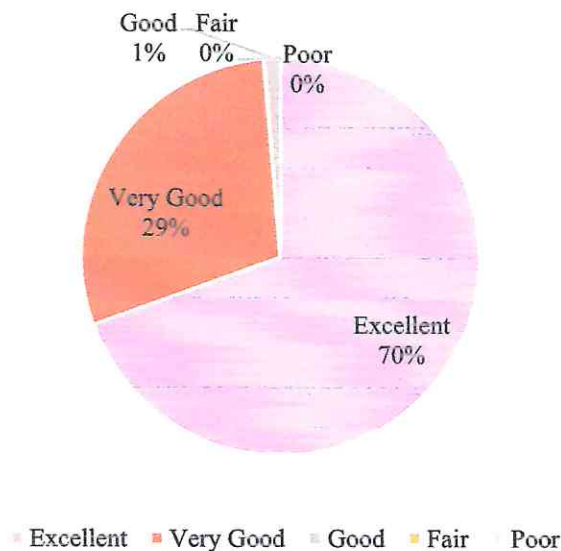
Q7. Students' results and attendance records are transparent and communicated to students and parents through electronic communication/Parents Teachers meeting.

Excellent	Very Good	Good	Fair	Poor
68	29	3	0	0



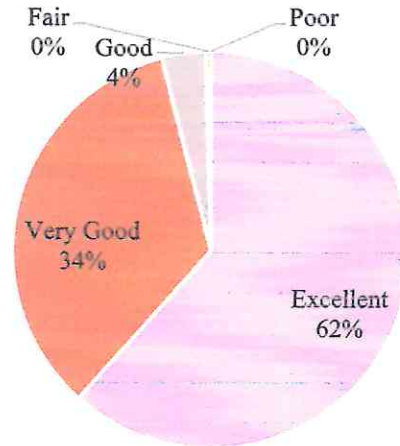
Q8. Value-added programs are beneficial for enhancing technical knowledge and skills, thereby contributing to improved employability.

Excellent	Very Good	Good	Fair	Poor
70	29	1	0	0



Q9. Faculties implement Outcome-Based Education to attain course and program outcomes aimed at enhancing students' knowledge and skills.

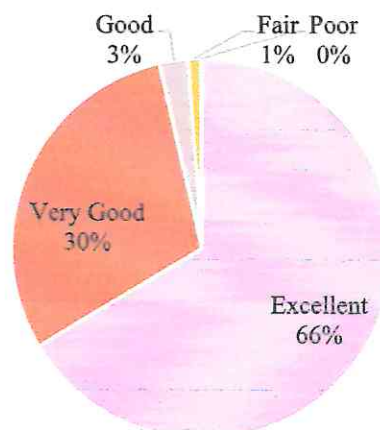
Excellent	Very Good	Good	Fair	Poor
62	34	4	0	0



■ Excellent ■ Very Good ■ Good ■ Fair ■ Poor

Q10. The equipment and computers available are sufficient to meet the needs of the students.

Excellent	Very Good	Good	Fair	Poor
66	30	3	1	0

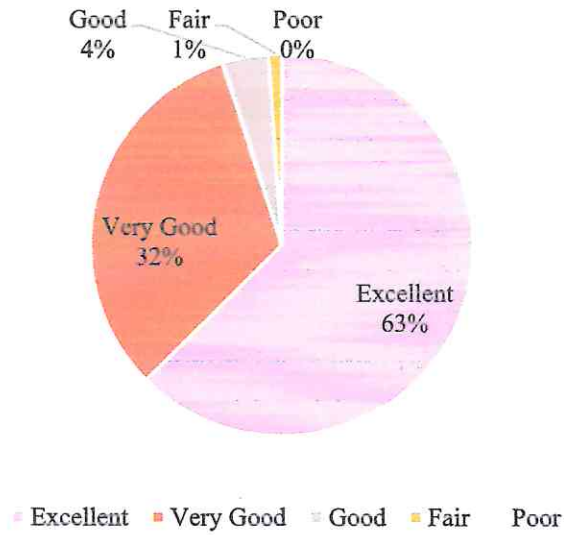


■ Excellent ■ Very Good ■ Good ■ Fair ■ Poor



Q11. The library environment is pleasant and conducive to self-directed learning.

Excellent	Very Good	Good	Fair	Poor
63	32	4	1	0



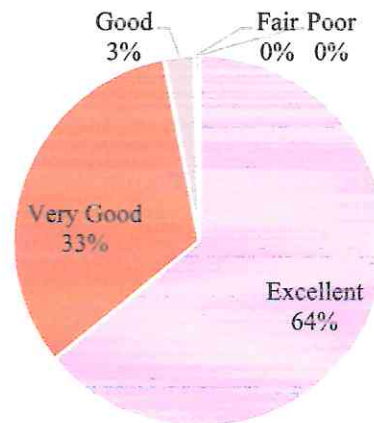
Q12. Library is having good number of text and reference books and additional books for competitive exams.

Excellent	Very Good	Good	Fair	Poor
63	35	2	0	0



Q13. Digital Library has enough resources like virtual lab, eBooks, e-Journals and Database which enhances ICT learning.

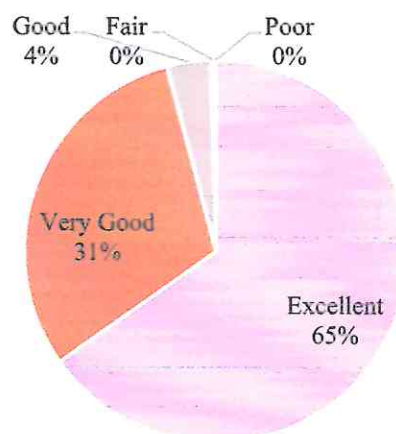
Excellent	Very Good	Good	Fair	Poor
64	33	3	0	0



■ Excellent ■ Very Good ■ Good ■ Fair ■ Poor

Q14. Highspeed Internet facilities are available in the Campus.

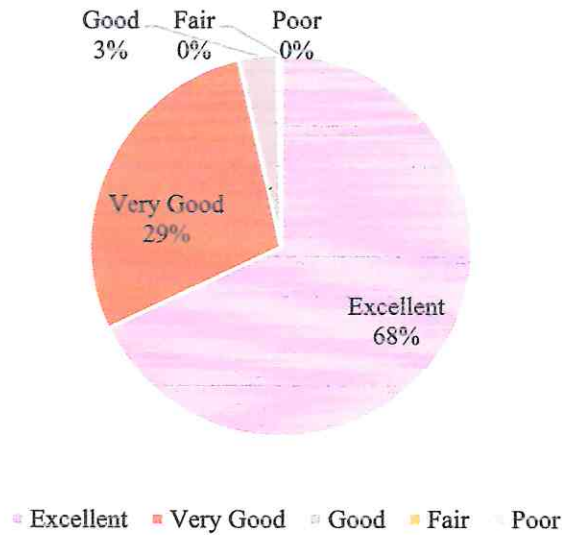
Excellent	Very Good	Good	Fair	Poor
65	31	4	0	0



■ Excellent ■ Very Good ■ Good ■ Fair ■ Poor

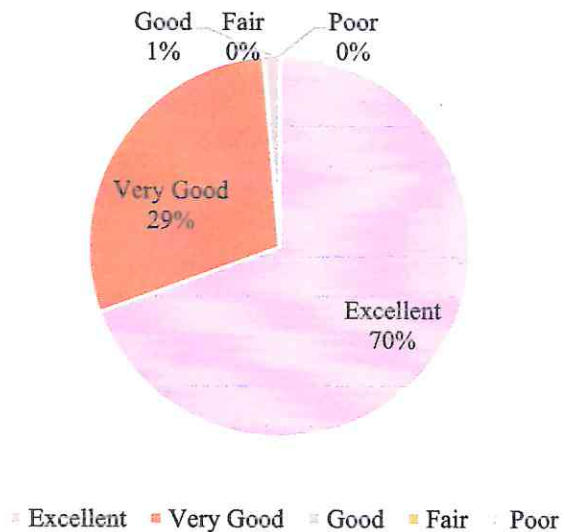
Q15. The co-curricular and extra-curricular (sports and games) facilities provide excellent opportunities for self-exploration.

Excellent	Very Good	Good	Fair	Poor
68	29	3	0	0



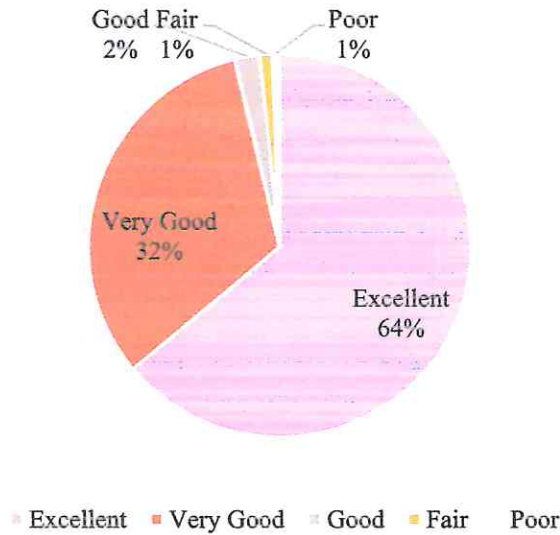
Q16. The hostel, mess, and canteen maintain good hygiene standards and are well-equipped.

Excellent	Very Good	Good	Fair	Poor
70	29	1	0	0



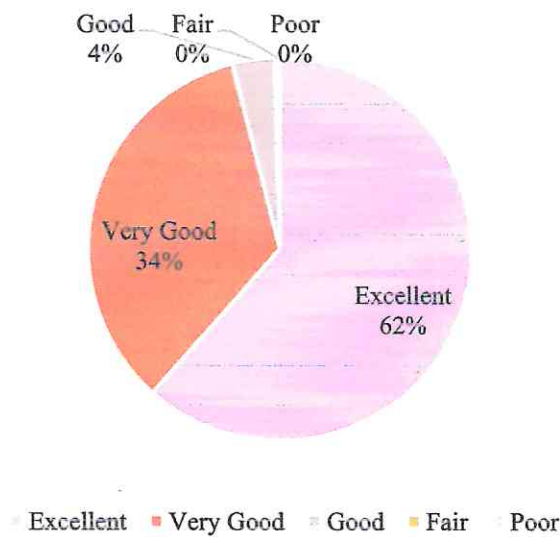
Q17. Quality, Clean drinking water is available.

Excellent	Very Good	Good	Fair	Poor
64	32	2	1	0



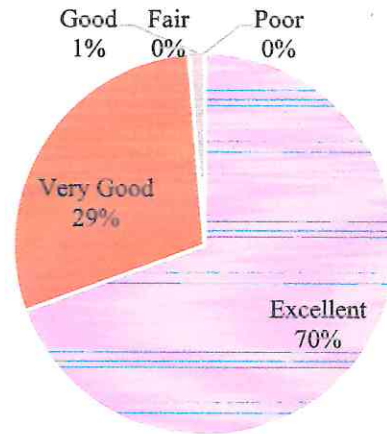
Q18. Toilets/Washrooms are hygienic and well maintained.

Excellent	Very Good	Good	Fair	Poor
62	34	4	0	0



Q21. Institute have good transport facilities and proximity to public transport.

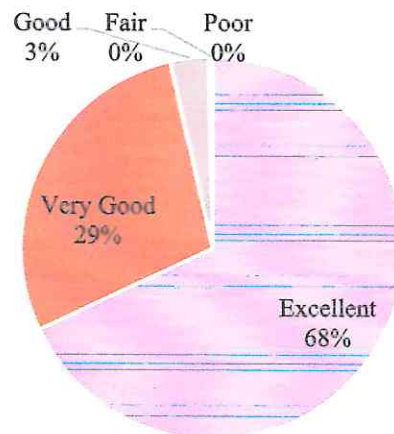
Excellent	Very Good	Good	Fair	Poor
70	29	1	0	0



Excellent Very Good Good Fair Poor

Q22. Clean and Green campus; Plastic-free and eco-friendly campus.

Excellent	Very Good	Good	Fair	Poor
68	29	3	0	0



Excellent Very Good Good Fair Poor



PRINCIPAL
C.K. College of Engineering & Technology
Jayaram Nagar, Chellangkuppam,
Cuddalore - 607 003.

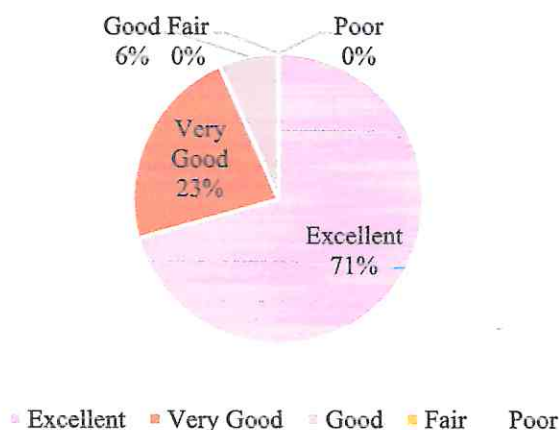
FACULTY MEMBERS FEEDBACK ANALYSIS (2023 – 24)

The Stakeholders feedback has been obtained from the Faculty Members based on the curriculum and its transactions. For this purpose, a form has been created and circulated to the Faculty Members. In order to arrive to comprehensive results, statistical tools were used. For the effective presentation of data, the analysis table along with the chart for each question is included herewith. To ensure thorough feedback analysis, the minimum threshold is set within the range of "Very Good", with a value established at 2.80 on a scale of 3 points.

Faculty Members Feedback Link: <https://ckcet.kredovoiceout.in/#/el/10000002>

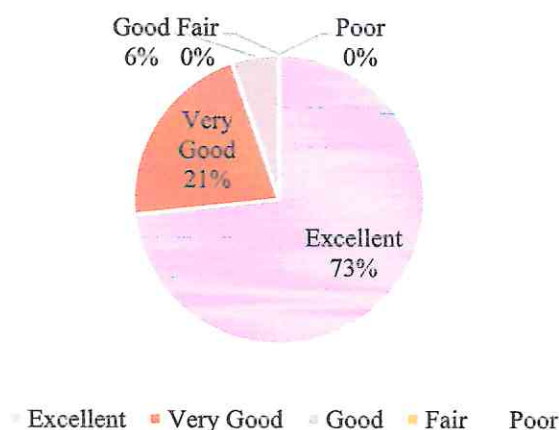
Q1. Faculties monitor complete academic performance of students and adopt teaching methodologies that suit different learners.

Excellent	Very Good	Good	Fair	Poor
71	23	6	0	0



Q2. Faculties are facilitated with Laptops, LCD Projectors, Smart Boards, and WIFI to enhance ICT teaching learning method

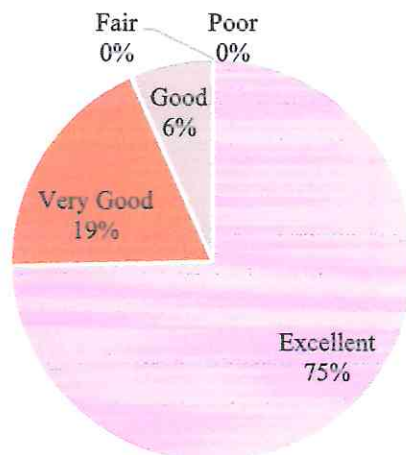
Excellent	Very Good	Good	Fair	Poor
73	21	6	0	0





Q3. Faculties blend additional certification and skill development programs in syllabus and facilitate to learn new skills for employability and enhance life-long learning.

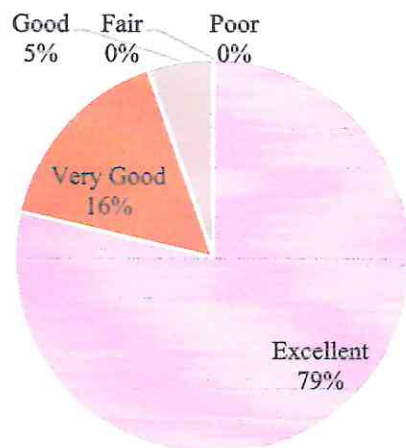
Excellent	Very Good	Good	Fair	Poor
75	19	6	0	0



■ Excellent ■ Very Good ■ Good ■ Fair ■ Poor

Q4. Faculty members regularly mentor students in their academic and overall development.

Excellent	Very Good	Good	Fair	Poor
79	16	5	0	0

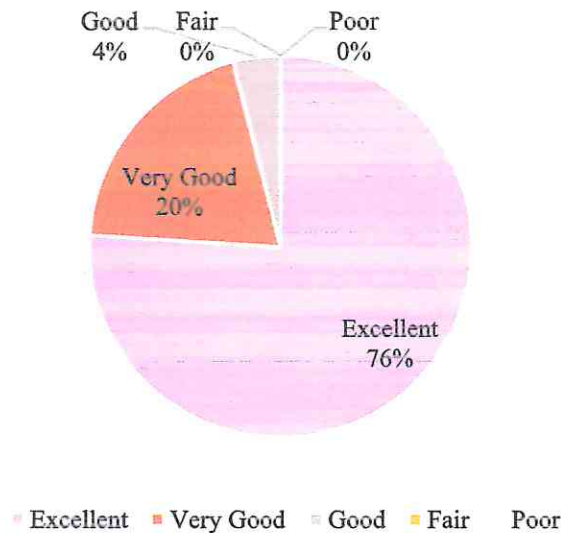


■ Excellent ■ Very Good ■ Good ■ Fair ■ Poor



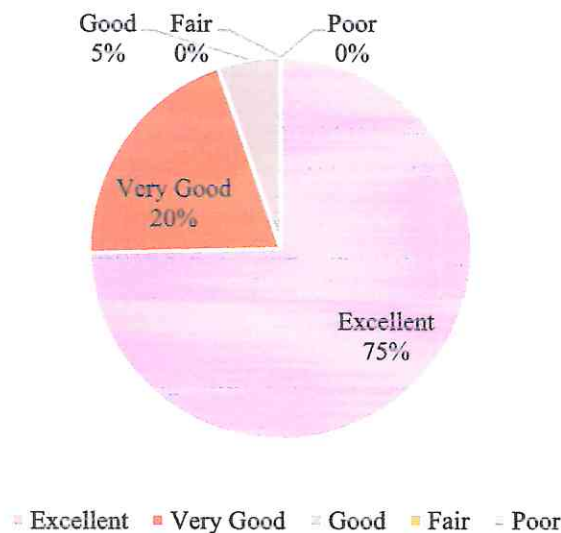
Q5. The academic, co-curricular, and extra-curricular opportunities, along with the facilities and atmosphere, have contributed to shaping students' personalities in terms of values, ethics, and attitudes

Excellent	Very Good	Good	Fair	Poor
76	20	4	0	0



Q6. The institute has implemented online information systems that offer current information to students, parents, and faculty.

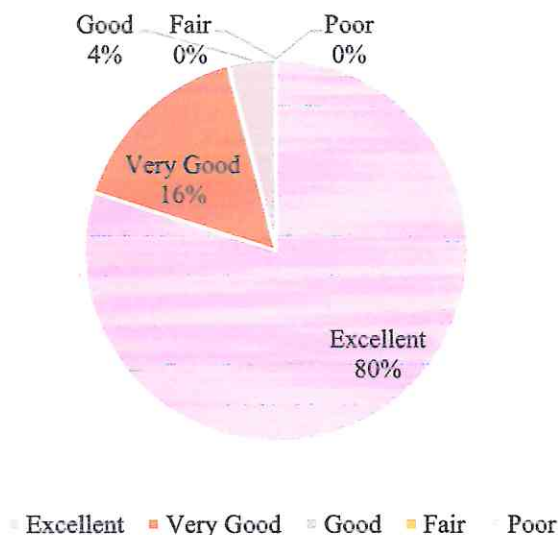
Excellent	Very Good	Good	Fair	Poor
75	20	5	0	0





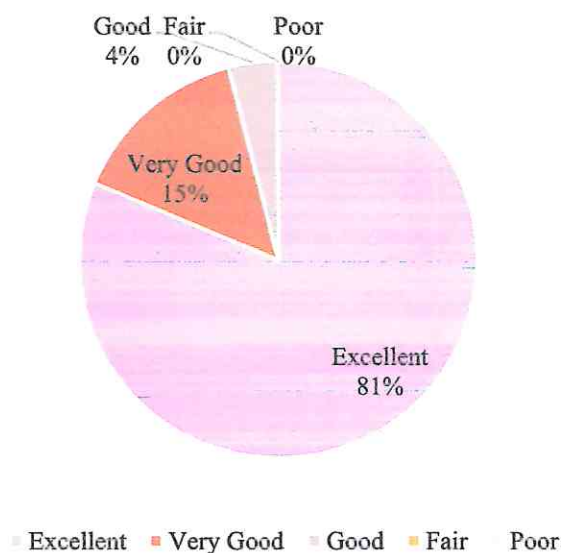
Q7. The institute promotes sponsored research, research publications, consultancy, faculty development, patents, etc., through faculty motivation and financial support.

Excellent	Very Good	Good	Fair	Poor
80	16	4	0	0



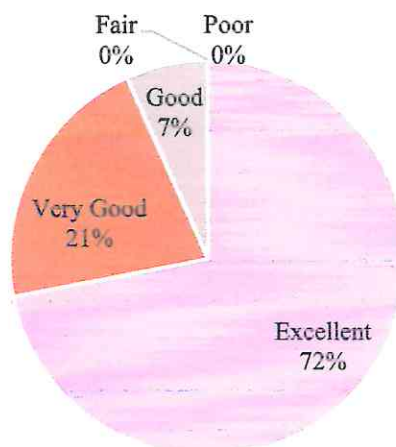
Q8. The classroom and laboratory environments are conducive to effective instructional delivery and practical learning.

Excellent	Very Good	Good	Fair	Poor
81	15	4	0	0



Q9. The library facilities are excellent, offering an extensive collection of books, eBooks, e-Journals, etc., conducive to self-learning and research.

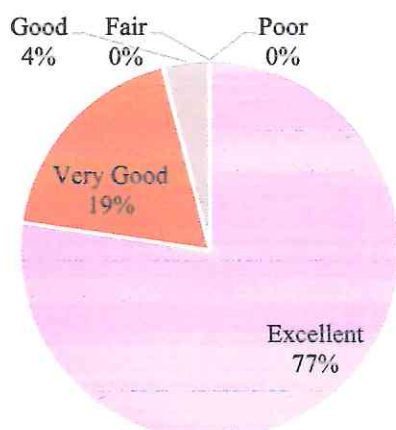
Excellent	Very Good	Good	Fair	Poor
72	21	7	0	0



■ Excellent ■ Very Good ■ Good ■ Fair ■ Poor

Q10. The initiatives focused on co-curricular activities have aided in nurturing innate talents and achieving commendable accolades.

Excellent	Very Good	Good	Fair	Poor
77	19	4	0	0

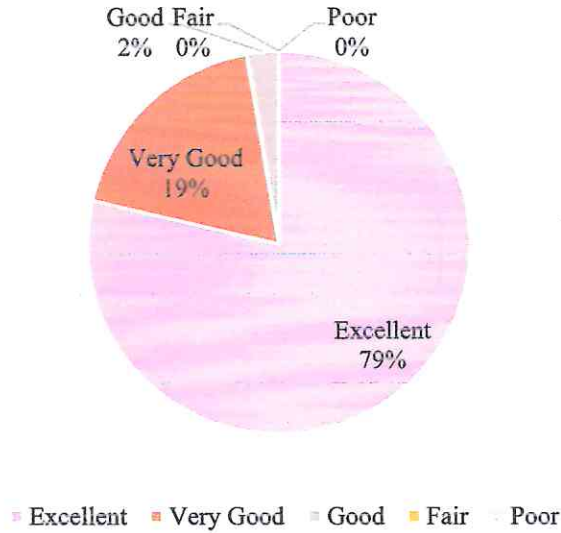


■ Excellent ■ Very Good ■ Good ■ Fair ■ Poor



Q11. The sports, games, and gym facilities have contributed to maintaining good health and participating in inter-institutional events

Excellent	Very Good	Good	Fair	Poor
79	19	2	0	0



Q12. The canteen, dining, and hostel facilities meet hygiene standards and are sufficient.

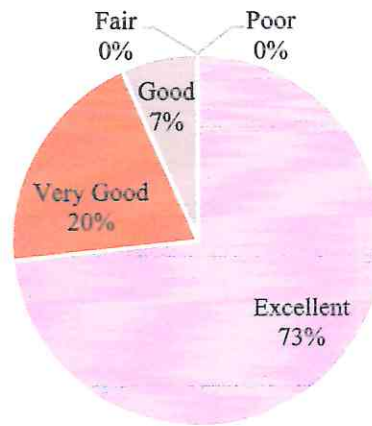
Excellent	Very Good	Good	Fair	Poor
77	17	6	0	0





Q13. The campus environment encourages healthy interaction among students, teachers, and other stakeholders

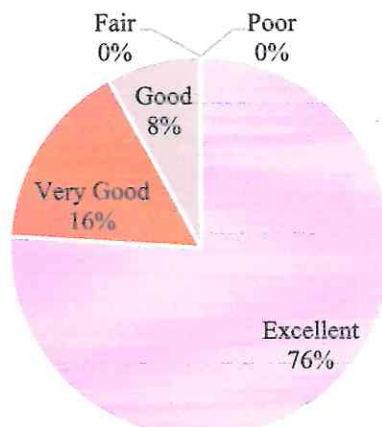
Excellent	Very Good	Good	Fair	Poor
73	20	7	0	0



■ Excellent ■ Very Good ■ Good ■ Fair ■ Poor

Q14. The inclusive infrastructure caters to the needs of differently-abled stakeholders.

Excellent	Very Good	Good	Fair	Poor
76	16	8	0	0

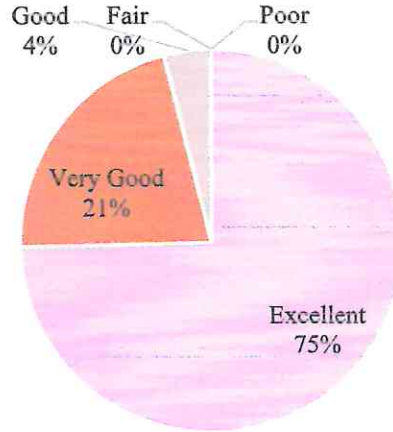


■ Excellent ■ Very Good ■ Good ■ Fair ■ Poor



Q15. The campus is clean, green, plastic-free, and environmentally friendly.

Excellent	Very Good	Good	Fair	Poor
75	21	4	0	0



■ Excellent ■ Very Good ■ Good ■ Fair ■ Poor



PRINCIPAL

C.K. College of Engineering & Technology
Jayaram Nagar, Chellangkuppam,
Cuddalore - 607 003.



ALUMNI FEEDBACK ANALYSIS (2023 – 24)

The Stakeholders feedback has been obtained from the Alumni based on the curriculum and its transactions. For this purpose, a form has been created and circulated to the Alumni members. In order to arrive to comprehensive results, statistical tools were used. For the effective presentation of data, the analysis table along with the chart for each question is included herewith. To ensure thorough feedback analysis, the minimum threshold is set within the range of "Very Good", with a value established at 2.68 on a scale of 3 points.

Alumni Feedback Link: <https://ckcet.kredovujpeow.in/5cl106600001>

Q1. Faculties and their mentorship have contributed to improving academic performance and excelling in both co-curricular and extra-curricular activities.

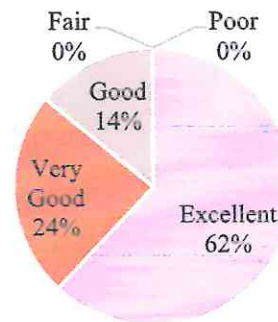
Excellent	Very Good	Good	Fair	Poor
60	26	14	0	0



■ Excellent ■ Very Good ■ Good ■ Fair ■ Poor

Q2. Faculties have adopted both face-to-face teaching and online learning methodologies.

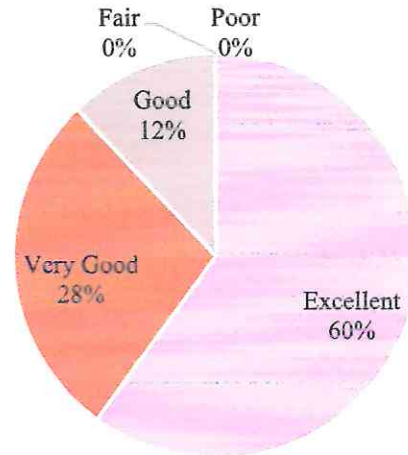
Excellent	Very Good	Good	Fair	Poor
62	24	14	0	0



■ Excellent ■ Very Good ■ Good ■ Fair ■ Poor

Q3. Value added and certification programs are incorporated in syllabus to learn new skills for employability and life-long learning.

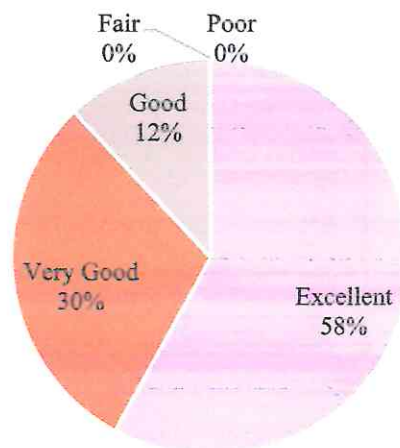
Excellent	Very Good	Good	Fair	Poor
60	28	12	0	0



■ Excellent ■ Very Good ■ Good ■ Fair ■ Poor

Q4. The opportunities for participating in NSS/NCC/Red Cross/YRC and other outreach activities fostered social responsibility.

Excellent	Very Good	Good	Fair	Poor
58	30	12	0	0

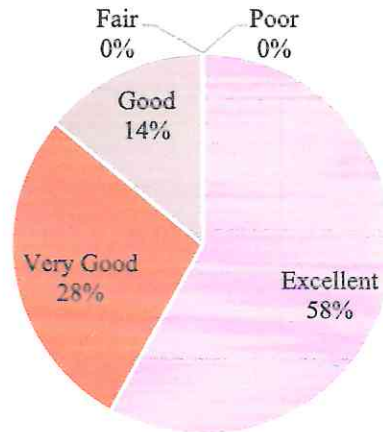


■ Excellent ■ Very Good ■ Good ■ Fair ■ Poor



Q5. The academic, co-curricular, and extra-curricular facilities and atmosphere contribute to shaping individuals' personalities in terms of values, ethics, and attitudes

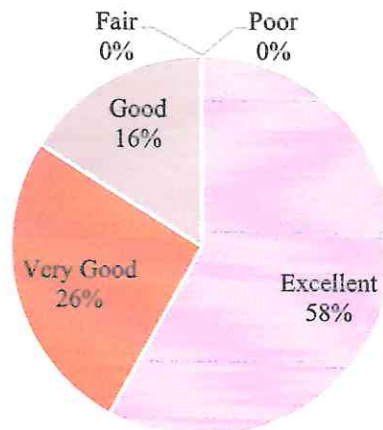
Excellent	Very Good	Good	Fair	Poor
58	28	14	0	0



■ Excellent ■ Very Good ■ Good ■ Fair ■ Poor

Q6. The institute offers programs for career development, personality enhancement, communication skills, employability skills, and facilitates opportunities for good placements and higher education pursuits

Excellent	Very Good	Good	Fair	Poor
58	26	16	0	0

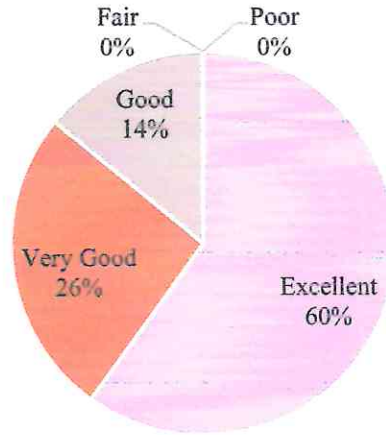


■ Excellent ■ Very Good ■ Good ■ Fair ■ Poor



Q7. Class Rooms and Laboratory facilities are equipped with ICT Tools, LCD Projectors, Smart Boards, Wireless Internet etc.

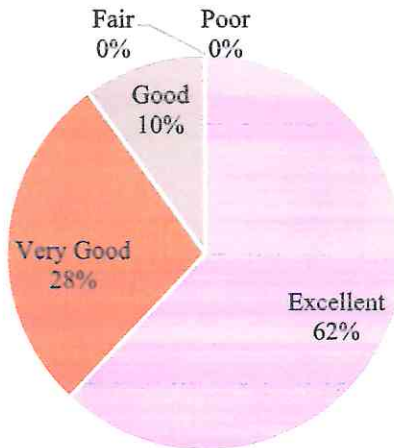
Excellent	Very Good	Good	Fair	Poor
60	26	14	0	0



■ Excellent ■ Very Good ■ Good ■ Fair ■ Poor

Q8. Library facilities are good with enormous number of books, eBooks, e-Journals for self-learning and research.

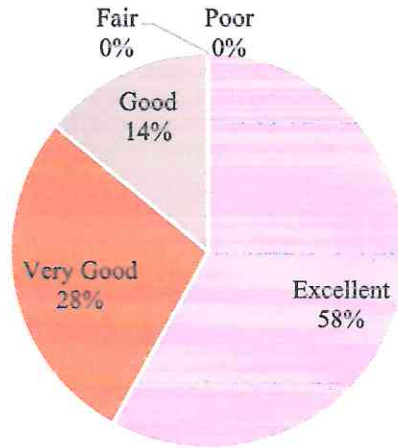
Excellent	Very Good	Good	Fair	Poor
62	28	10	0	0



■ Excellent ■ Very Good ■ Good ■ Fair ■ Poor

Q9. The initiatives towards co-curricular activities helped in nurturing natural talents and achieving accolades.

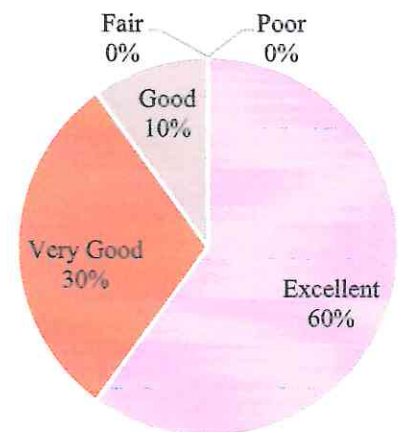
Excellent	Very Good	Good	Fair	Poor
58	28	14	0	0



■ Excellent ■ Very Good ■ Good ■ Fair ■ Poor

Q10. Sports, Games and Gym facilities helped in maintaining good health and in participating in inter-institutional events.

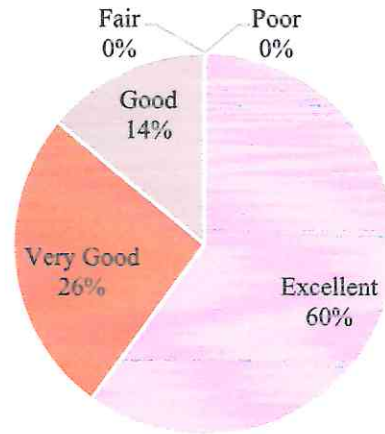
Excellent	Very Good	Good	Fair	Poor
60	30	10	0	0



■ Excellent ■ Very Good ■ Good ■ Fair ■ Poor

Q11. Canteen, Mess, Dinning and Hostel Facilities are adequate and hygienic.

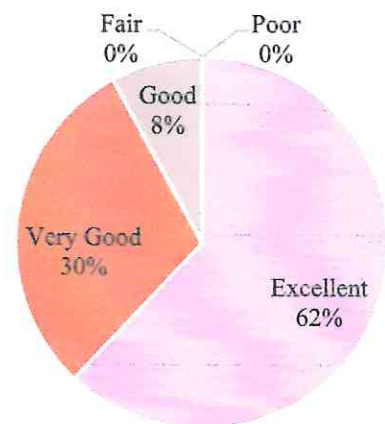
Excellent	Very Good	Good	Fair	Poor
60	26	14	0	0




■ Excellent ■ Very Good ■ Good ■ Fair ■ Poor

Q12. The campus is clean, green, plastic-free, and eco-friendly.

Excellent	Very Good	Good	Fair	Poor
62	30	8	0	0



■ Excellent ■ Very Good ■ Good ■ Fair ■ Poor



PRINCIPAL

C.K. College of Engineering & Technology
Jayaram Nagar, Chellangkuppam,
Cuddalore - 607 003.



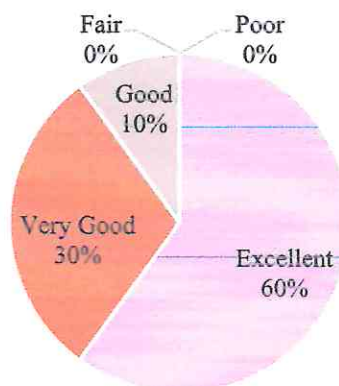
EMPLOYER FEEDBACK ANALYSIS (2023 – 24)

The Stakeholders feedback has been obtained from the Employer based on the curriculum and its transactions. For this purpose, a form has been created and circulated to the Employers. In order to arrive to comprehensive results, statistical tools were used. For the effective presentation of data, the analysis table along with the chart for each question is included herewith. To ensure thorough feedback analysis, the minimum threshold is set within the range of "Very Good", with a value established at 2.70 on a scale of 3 points.

Employer Feedback Link: <https://ckcet.kredvoicecol.in/#/el/10000003>

Q1. Our graduates possess strong technical skills and expertise in their respective domains.

Excellent	Very Good	Good	Fair	Poor
60	30	10	0	0



■ Excellent ■ Very Good ■ Good ■ Fair ■ Poor

Q2. Our graduates possess excellent communication and interpersonal skills.

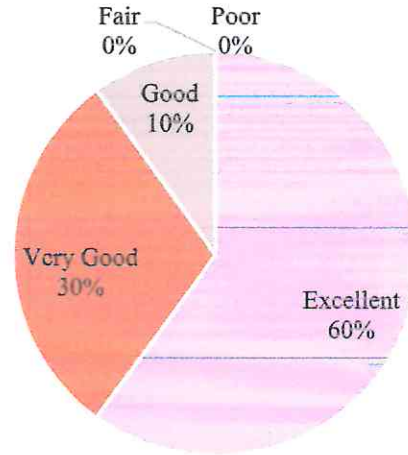
Excellent	Very Good	Good	Fair	Poor
70	30	0	0	0



■ Excellent ■ Very Good ■ Good ■ Fair ■ Poor

Q3. Our graduates possess excellent communication and interpersonal skills.

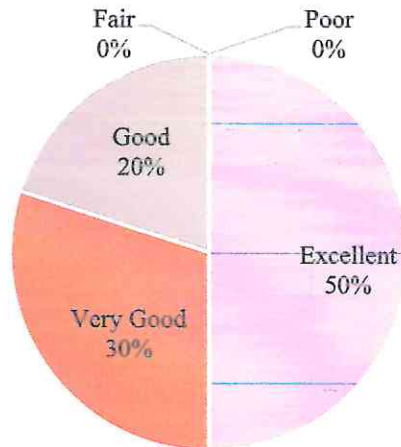
Excellent	Very Good	Good	Fair	Poor
60	30	10	0	0



■ Excellent ■ Very Good ■ Good ■ Fair ■ Poor

Q4. Our graduates engage in collaborative teamwork and handle multidisciplinary tasks effectively.

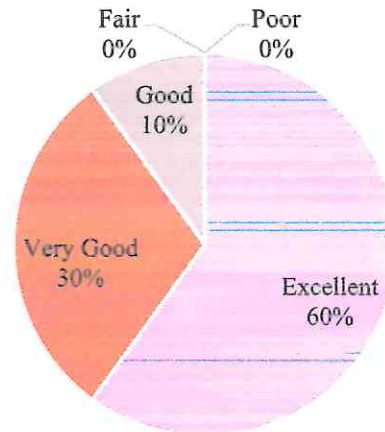
Excellent	Very Good	Good	Fair	Poor
50	30	20	0	0



■ Excellent ■ Very Good ■ Good ■ Fair ■ Poor

Q5. Our graduates adhere to strong values and ethics

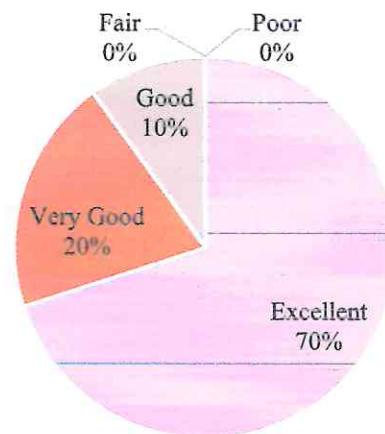
Excellent	Very Good	Good	Fair	Poor
60	30	10	0	0



■ Excellent ■ Very Good ■ Good ■ Fair ■ Poor

Q6. Our graduates possess self-learning and lifelong learning capabilities.

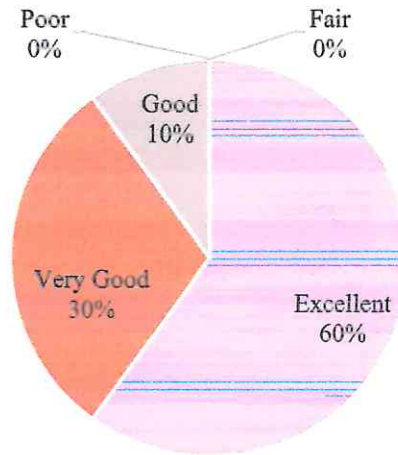
Excellent	Very Good	Good	Fair	Poor
70	20	10	0	0



■ Excellent ■ Very Good ■ Good ■ Fair ■ Poor

Q7. The institution facilitates students' self-learning by offering certification programs and laboratory practices that aid in acquiring advanced knowledge and skills.

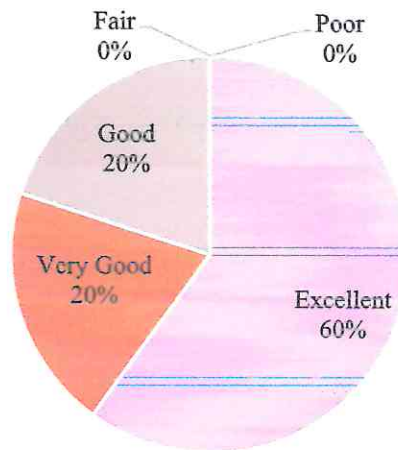
Excellent	Very Good	Good	Fair	Poor
60	30	10	0	0



■ Excellent ■ Very Good ■ Good ■ Fair ■ Poor

Q8. The institution has provided significant exposure to ICT tools and the latest technologies.

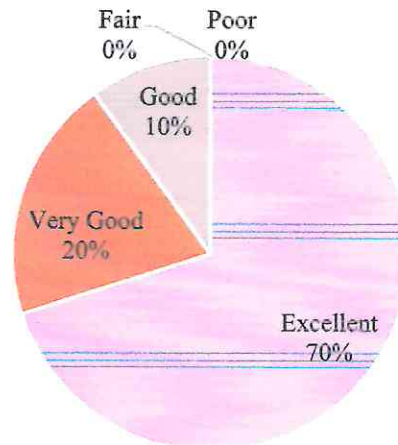
Excellent	Very Good	Good	Fair	Poor
60	20	20	0	0



■ Excellent ■ Very Good ■ Good ■ Fair ■ Poor

Q9. The institution's ambiance has fostered in students a strong team spirit and leadership qualities through their participation in co-curricular and extra-curricular activities.

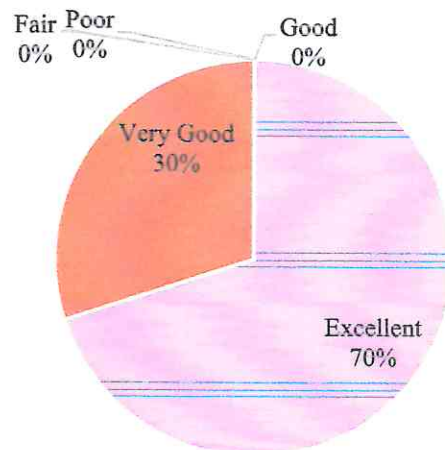
Excellent	Very Good	Good	Fair	Poor
70	20	10	0	0



■ Excellent ■ Very Good ■ Good ■ Fair ■ Poor

Q10. The institution has provided opportunities for students to engage in outreach activities

Excellent	Very Good	Good	Fair	Poor
70	30	0	0	0



■ Excellent ■ Very Good ■ Good ■ Fair ■ Poor



PRINCIPAL

C.K. College of Engineering & Technology
Jayaram Nagar, Chellangkuppam,
Cuddalore - 607 003.